

1 Northcote Street,  
Mortlake NSW 2137  
Tel: 02 9736 2022  
Fax: 02 9736 3637  
Website: [www.matisse.com.au](http://www.matisse.com.au)  
Email: [matisse@matisse.com.au](mailto:matisse@matisse.com.au)

# Review

Are you getting the colour you want?

Our paints are always bright and colourful, and so is our online newsletter.

Subscribe Online Now!

You can now subscribe to receive the Hue Review online! Simply visit our website [www.matisse.com.au](http://www.matisse.com.au) for more details.

## Royal Easter Show!



Above: Jen at the Children's Painting Competition



Above: Pat Penfold demonstrating decoupage techniques.



Above: Thelma Pimm demonstrating at the Royal Easter Show



Above: Joint winner of the 9-13 year children's painting competition Mariam Sawires, aged 13.



Above: Winner of the 4-8 year children's painting competition, Abby Lennon, aged 4



Above: Anne Mitchell demonstrates using Genesis paints.



Above: Joint winner of the 9-13 year children's painting competition, Kara Leverett, aged 9.

## Meet Paul

aka 'Tiger'



Paul 'Tiger' White is employed at Matisse Derivan through Network Job Services, which is an employment service that trains and supports people with intellectual disabilities so that they may find meaningful employment. A Network team has worked at Matisse since November 1999 and usually consists of 3 workers supported by a leading hand who works with them all day. They assemble most of our paint packs including the Student kits, Kindyglitz and Face Paint packs, and they have all been trained by Network to complete their tasks independently.

"Tiger" has been working at Matisse through Network Job Services for the past 2 years. He travels to work twice a week by bus and train and always arrives early. Tiger is an extremely enthusiastic and hard working employee and this high level of dedication also shows in his support for the Sydney Rugby League club Wests Tigers. He is a gold member of the club and never misses an opportunity to watch his team play - which is every game of the season. Tiger is also good friends with the team's cheergirls the Can Can Kittens.

In 1999, in line with Matisse Derivan's corporate citizenship policy much research was done into how we could offer work to people with disabilities. This quest was not only answered but enhanced by what Network had to offer us, which is, provide training and supervision whilst helping their staff to interact with and thus become part of the Matisse Derivan team. The partnership between Network and Matisse Derivan has been a very productive and successful one. Paul and his colleagues are part of the Matisse Derivan team.....Could Network Job Services become part of your team?

Network are always looking for more employment opportunities for their hard-working teams so, for more information, please call them on 02 9874 8869.

Below and Left: Members of the DFAQ recently hosted their 'Brush in a Rush' where our Marketing and Communications Manager, Michelle Roberts taught a colour theory workshop using a bias colour wheel, and just eight Matisse Flow or Structure colours!






## New Kindyglitz colours

Matisse Derivan have doubled the range of colours for the extremely popular Derivan Kindyglitz range!

Derivan Kindyglitz is an acid free, archival quality, glitter glue great for adding a little glamour to your papercraft, cardmaking and scrapbooking projects. It can be applied to all card and paper surfaces, drying to a relatively flat finish. Derivan Kindyglitz is safe for children to use and with the addition of the 12 new glamour colours, there's something to suit everyone's taste.

Any retail outlets that are interested in purchasing the new Kindyglitz colours, please contact David McLachlan on (02) 9736 2022 or [dm@matisse.com.au](mailto:dm@matisse.com.au).



Antique Silver



Aztec Gold



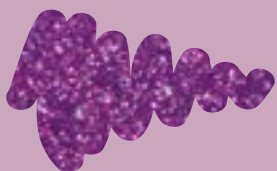
Copper



Dusty Rose




Lime




Magestic Purple




Black




Black Opal




Hot Pink



Lilac



Pacific Blue



Purple Blaze

# KINDYGLITZ

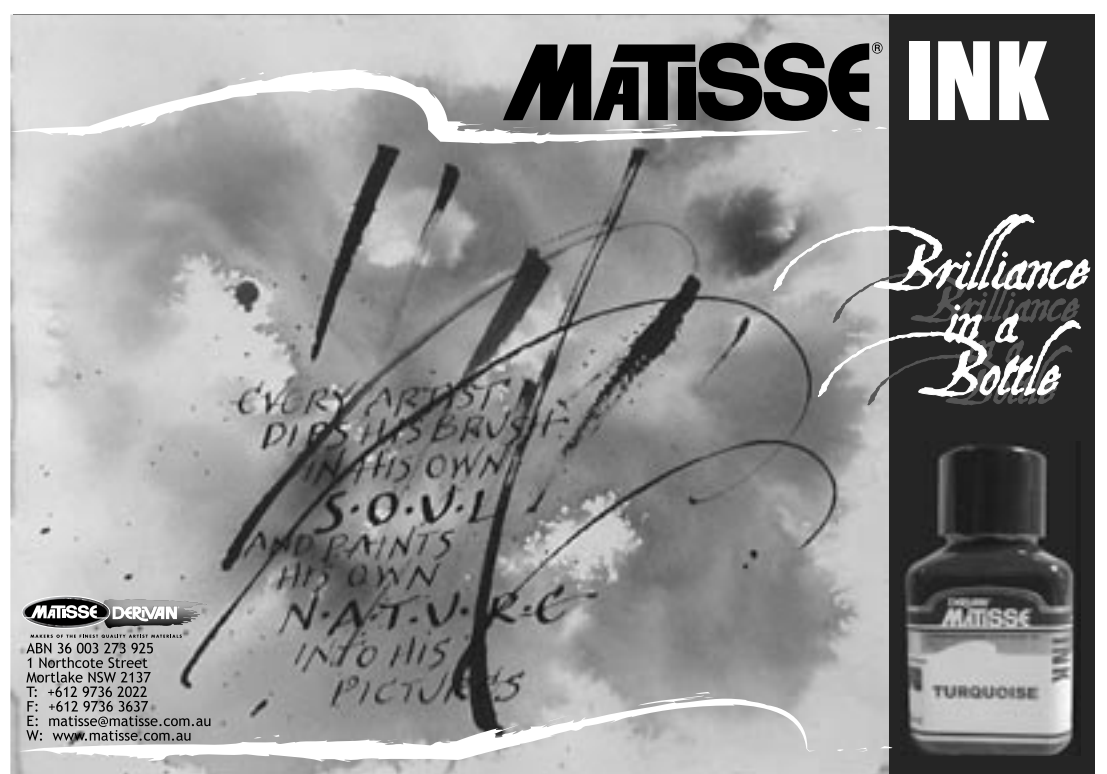


## NEW! Matisse MM27 Low Viscosity Gesso

Introducing the newly released Matisse MM27 Low Viscosity Gesso!

Matisse MM27 Low Viscosity Gesso has been specially formulated for those artists who prefer a lower viscosity gesso. It has all the outstanding properties of the original Matisse Gesso MM10 formula including bright white colour, soft tooth and flat finish however, MM27 has a softer, creamier texture making it easier to brush out and manipulate with a knife.

We recommend always applying 2 coats of gesso (more if necessary) to your substrate for maximum adhesion and protection of the surface painting.



## Some facts about Gesso

Gesso is the name for the 'primer' part of the painting that provides the interface between the substrate (the surface you are painting on) and the paint. Providing a good primed surface to paint on is the most important step in your artwork otherwise the painting will not last as long as it should and the end result may be disappointing.

Matisse Derivan makes a range of outstanding gesso products for artists. These include our original formula Matisse Gesso MM10, new Matisse Low Viscosity Gesso MM27, Matisse Black Gesso MM25 and Matisse Transparent Gesso MM26.

All these products are intermixable for a range of effects, shades of grey and adjusting tooth, viscosity and absorbency. In fact any pastel shade can be achieved by adding a small amount of Matisse Structure or Flow or Matisse Ink to the white or transparent gesso.

The original gesso, low viscosity and black gesso all have the same flat, fine tooth finish and are made to apply straight from the 'can'. These are made for both oil and acrylic artists and work equally well for both. The black gesso is ideal for occasions when a dark background is to be painted and shades of grey easily achieved mixing black and white together.

Variations in viscosity can also be made mixing MM27 Low Viscosity Gesso with the original formula - MM10 Gesso. The addition of small

amounts of water will also adjust viscosity however care must be taken not to include too much plain water as the binder present may become too weak to support the subsequent coloured paint layer. We recommend several more coats to build up the required protective layer. If you wish to have an open and absorbent ground for watercolour, gouache or ink painting then this should be fine however, we suggest that if over painting in oils, a final coat of undiluted gesso should be applied.

Some artists prefer a ground with a little more tooth. This can be achieved by mixing with Matisse MM26 Transparent Gesso as the product has a more pronounced tooth. The amount is really a preferential one depending on the texture desired. For those artists painting in oils, we recommend an addition of no more than 10% MM26 Transparent Gesso as the ground may become too absorbent. As some level of absorption is necessary, this percentage will not affect the long term viability of the painting. The slightly more open surface of this gesso will not affect acrylic paint in any way so should greater tooth be desired, a greater addition of MM26 Transparent Gesso can be made. However, there will be a trade off with opacity if you go too high so that needs to be considered.

Matisse Transparent Gesso MM26 by itself is the ideal primer for pastel artists and will hold many layers of pastel without the need for a fixative. It will coat paper, paste board, timber and MDF in addition to canvas.