

1 Northcote Street,
Mortlake NSW 2137
Tel: 02 9736 2022
Fax: 02 9736 3637
Website: www.matisse.com.au
Email: matisse@matisse.com.au

Review

Scrapbooking with MD!



INK IT

Matisse Inks come in a range of brilliant and glamorous colours including turquoise, violet, gold and iridescent ink! Coming soon is the new range of Derivan Inks.




While not as highly pigmented as the Matisse Inks, these are equal to any pigment ink on the market today. They are archival quality and acid free and will be available in a handy 36ml bottle as well as an economical 500ml bottle. All of the Derivan Inks have an ASTM rating of 1 or 2 - which means they won't fade.



Create coloured inked borders using Matisse Inks or the soon to be released Derivan Inks using a cotton bud, cotton wool balls or make up pads or stain/antique your paper using watered down ink.




Create your own calligraphy or writing using a brush, calligraphy nib, or kemper tool. Using a kemper tool you can also create your own decorative paper or add flourishes to your work.



Add glimmer to your project using the range of Matisse metallic and iridescent ink. Simply water down the ink and brush on or dry brush on with a scruffy brush.



Use the same metallic inks with a stencil for a glamorous look or add a highlight to existing artwork by drybrushing.



PAINT IT

Matisse Derivan has a wide range of paints that are great for scrapbooking purposes. For basic scrapbooking projects that you want to add a little painted touch use Matisse Flow, Matisse Background Colours or Derivan MiNiS. If you use Flow, it is recommended that you use those with opaque pigments for the best effect on paper. All are acid free.



Some effects you can achieve are to simply stipple in some basic shapes using a stencil or drybrushing on a little paint for a great distressed look.



GLITZ IT

Derivan Kindy Glitz has long been one of the favourite glitter glues for card makers and scrapbooking enthusiasts. Currently in comes in a range of 12 glittering greats - but this will soon be expanded to include 12 great new glitters!



GLAM IT

Derivan Dimensionals (formerly Paint-a-Matazz) are great for adding a three dimensional effect to any of your work. These are available in Puff, Gloss, Metallic, Pearl, Glitz and Clear. Dimensional paints dry to create a raised effect so they are not recommended for scrapbooking projects where the paint will become compressed between pages.



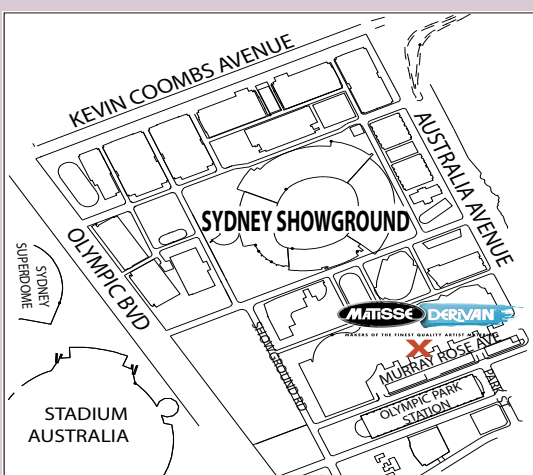
Meet Steven

General Manager



Three generations of Pattersons. Steven, his Dad Les, and his son David.

Full Name: Steven James Patterson
Birthdate: December 16
Birthplace: Sydney
Hometown: Sydney
Croutons or bacon bits: Both
Favourite salad dressing: All
Do you drink: Yes
One pillow or two: 4
Have you ever gone skinny dipping: see question 7
Dream car: Turbo R
Favourite music: Jazz, Classical, International, Pipe band
Favourite food: All
Favourite toothpaste: Not ever thought about it
Favourite place to visit: Sydney Harbour, NZ, Italy, France, UK
Favourite TV show: Mr Bean
Fave alcohol: All
Fave sport: Rugby
What is your earliest childhood memory: see question 7
What's on your mouse pad? Paint!
What's your favourite board game? Monopoly
Favourite smell: Paint making in the morning.
First thing you think of in the morning? Paint making
What is the most important thing in life? Family then paint.
Do you like to drive fast? Not particularly
Storms - Cool or Scary? Cool
What type was your first car? Holden Ute
Do you eat the stems of broccoli? Not if I can help it.
Favourite Movie? Mr Bean
If you could have any job you wanted what would it be? I am doing it!



Above: Location map for Matisse Derivan at the Royal Easter Show.

Don't forget to see us as the show!

Subscribe Online Now!

You can now subscribe online to receive the Hue Review online! Simply visit our website www.matisse.com.au for more details.

SBAR 2005

The Sydney Body Art Ride held recently was a huge success with \$10,000 being raised for Child Cancer Research. With bodies painted from head to toe, participants created a human rainbow - starting the ride from the Royal Randwick Racecourse and finishing at the Maroubra Beach.

Matisse Derivan were proud sponsors of this event supplying enough Tim Gratton's Face and Body Paint to cover all participants. If you are interested in becoming involved next year, find out more information on the SBAR website: www.sydneybodyartride.org.

Photographs courtesy of Pete Steele and Jules Boag.



Tim Gratton's Face and Body Paint

Tim Gratton's Face and Body Paint - the paint used by world body painting champion, Tim Gratton, has been formulated as a safe, non-toxic paint which conforms to Australian and European Community cosmetic regulations and Australian Standard 1647.3.

Directions: Using a clean palette knife or other utensil, remove as much paint from the container as necessary for the session and replace lid. **Do not return unused Tim Gratton's Face and Body Paint to the container.** Place on a palette or other clean non-porous surface. Mix the required secondary or tertiary colours on this palette. All the colours may be intermixed to form bright secondary and tertiary colours.

Apply a barrier cream or hand cream to the skin before painting and allow to dry. This will make it even easier to remove Tim Gratton's Face and Body Paint from the skin. Apply Tim Gratton's Face and Body Paint with a soft brush, sponge, cotton wool or cosmetic dabber.

It is strongly advisable, if painting more than one face, to use a disposable applicator such as cotton wool and discard after each person - be careful not to re-immerses the applicator in the paint.

Do not apply the barrier cream or Tim Gratton's Face and Body Paint too close to the eyes as both contain solid particles which may irritate the eyes. You should also avoid the mouth and nasal passages.

Tim's tips and tricks of the trade: Hairspray can be used to coat the hair before applying body paint. Hairspray can also be sprayed over the completed body painting to prevent rubbing or flaking over long periods. Avoid eyes and mouth when spraying.

Olive Oil can be applied with a spray atomizer over the body paint to give a silky shine or you can mix it with the metallic paint on the second coat

to make it really glossy. Apply the first coat of paint without olive oil.

Airbrush: It is possible to use an airbrush for fine detail or spray gun for larger areas with Tim Gratton's Body & Face Paint. Brilliant effects can be achieved with the use of an airbrush. All the colours and the metallics (except the gold and silver glitter) will go through the smallest of airbrushes. A 0.3 mm nozzle or larger size is recommended. Dilute with water up to equal parts and spray apply. An approved mask should be worn when spraying with the paints even though the paints are non-toxic. **Inhalation should be avoided.**

Removal: The face paint will wash off with soap and water. Avoid getting the face paint on clothing as even though it will not stain the skin, it may stain some fabrics.

Clean Up: Keep all brushes and utensils wet while working. Avoid letting them dry out as the face paint is much easier to remove from brushes while wet. Wash all utensils, brushes and hands with soap and water to clean up.

The Sports Pack:

The sports pack has been designed for the supporter at sporting events. Each pack contains up to 7 sachets of paint and an applicator for each colour. Available in a range of colour combinations. Great for footy supporters.



What's in a pigment?

Pigment is what gives paint its colour. Unlike dye, pigment is not soluble in solvent and so must be ground and mixed to make the beautiful and unique colours we use in artist paint.

Artists have been using pigments to paint for millennia. We still have evidence of this on cave walls and in the tombs of ancient Egypt. Before the industrial revolution artists used all natural rock minerals to make paint, from simple ochres and siennas to more exotic lapis lazuli and malacite. Blacks were made from grinding pure carbon. They collected these from lamps or the charred remains of bones and vegetable matter.

In modern time we use pigments that are made by the precipitation of a range of chemicals. These are mostly the products of the petrochemical industry and it is their molecular structure which largely determines their stability and lightfastness. Those

with strong bonds will be ASTM 1 or 2. Those with weak bond or long stranded structures will be ASTM 3 or 4.

Some colours take just a few days to precipitate and others take many months. This time determines the price of the pigment and ultimately the series of the paint made from it.

When precipitation is finished, the pigment is washed, dried and ground. The particle size of the finished product usually determines whether a pigment will be transparent or opaque.

At Matisse Derivan we use only the finest pigments to give you, the artist, the greatest possible enjoyment from your work.



FAQ Database

Did you ever want to know how much body paint you need to cover one person? How about what paint is best for young children to use? If you've got the questions, we have the answers!

We have just launched our new Frequently Asked Questions (FAQ) Database on our website. It is a great place to find information - search for existing answers, or ask a question of your own! Pop into our website on www.matisse.com.au to find out more!